


















Ethernet is coming up to standard industrial interface. Therefore, automation devices, such as controllers, sensors and actuators feature possess on one or several RJ45 interfaces.

HARTING offers the matching sockets and the ideal connectors for quick and safe connection of the 2- or 4-pair Ethernet cable to the appliance. Users can rely either on ready-to-use patch cables in various lengths, or obtain RJ45 connectors for easy on-site dressing of the cables without using special tools.

HARTING relies on the *HARAX*® quick connection technology for on-site preparation of cables, meeting all industrial requirements made on safe and durable contacting.

The HARTING RJ Industrial® connector family also supports Ethernet automation profiles such as PROFINET, Ethernet/IP, POWERLINK and EtherCAT for the integration of RJ45 connection technology at field levels.

Application profile:

CONNECTION TYPE		ENVIRONMENT		APPLICATION							
Board to Board	Cable/Wire to Board	IP 20	IP 65 / IP 67	Data	Signal	Power	high performance				
							Data transfer rate	Shielding	Number of contacts, contact density	Voltage, working current	
Cable termination			PCB termination			Application standard					
<i>Han-Quick Lock</i> ®	<i>IDC HARAX</i> ®	<i>Crimp</i>	<i>THT</i>	<i>SMC</i>	<i>SMT</i>						
											
<i>Screw</i>	<i>Cage clamp</i>	<i>Axial screw</i>	<i>Press-in</i>								
											
						<i>Separate housing</i>		<i>integrated housing</i>			
											

¹⁾ Piercing contacts

The modular HARTING RJ Industrial® connector family is based on the standard RJ45 pin profile and was developed especially for use in rugged industrial environments.

This technology charts a new course in the wiring of appliances with Ethernet interfaces, enabling the on-site configuration of connectors for many industrial applications, no matter if the product is a power connector or a communications connector. In the context of the wiring of 4-pole Fast Ethernet networks, HARTING relies consistently on the HARAX® quick connection technology which has proved its worth in many industrial applications.

Solid or flexible conductors up to a cross-section of AWG 22 are terminated by IDC technology, without stripping or using any special tool.

HARTING offers the 8-pole data module with piercing connection technology, which meets the high requirements of category 6 for all Gigabit Ethernet networks. The 8-pole adapter of the category 6 data module also matches the screening plates of the 4-wire

data module with quick connection technology. This functionality enables the conversion of any 100 MBit Fast Ethernet network into a Gigabit Ethernet network using HARTING RJ Industrial® connectors. This innovative platform strategy also permits the use of the RJ45 data module in combination with the PushPull and Han® 3A connector families.

Based on this innovative data module, HARTING has developed a comprehensive connector family which covers all applications for Fast Ethernet, Gigabit Ethernet, PROFINET, Ethernet/IP and other Ethernet profiles in the industrial environment.

Degree of protection IP 20 is available for the standard RJ45 connectors, either for configuration in the field, or as molded system patch cable.

APPLIANCE INTEGRATION:

HARTING offers various RJ45 jacks for direct mounting on the PCBs of appliances.




RJ45 QUICK CONNECTION WITH HARAX®:

The HARTING HARAX® quick connection technology is the ideal solution for dressing RJ45 connectors on-site. In order to produce a gas-proof and vibration resistant Ethernet connection, users only have to strip the cable insulation, insert the conductors, terminate the shielding plates and close the connector.

HARAX® is the most convenient handling standard connection for Fast Ethernet where the emphasis is set on the assembly of connectors in the field.

HARAX® is an ideal quick connection technology which is deployed universally in a very wide range of data, signal and power series.



ASSEMBLED SYSTEM CABLES:

HARTING offers a comprehensive range of ready-to-use RJ45 system cables for the simple and easy connection of Ethernet devices. HARTING also provides assembled and tested system cables for special Ethernet profiles such as PROFINET and Ethernet/IP.

The range of solution comprises star quad, double-pair and four-pair cables of diverse structure, as required in drag chain applications, for example.

Consequently, HARTING system cables can be deployed in all Ethernet applications and all ambient conditions.



PERFORMANCE FOR THE FUTURE:

The HARTING RJ Industrial® portfolio offers a wide range of solutions for Industrial Ethernet, independent of wiring strategies to ISO/IEC 11801 currently deployed to wire appliances.

HARTING RJ Industrial® provides field connection technology based on 2-pair category 5 variant and on 4-pair category 6 variant.

HARTING RJ Industrial® is ideal for the future-proof planning of appliance interfaces, regardless of whether your future applications will involve Fast or Gigabit Ethernet, or 10 Gigabit Ethernet.





HARTING RJ Industrial® RJ45 jacks for direct device integration

Advantages

- Compact design
- Category of transmission Cat. 5

Technical characteristics

Locking	RJ45 snap acc. to IEC 60 603-7
Number of contacts	8
Degree of protection	IP 20
Mating face	RJ45
Mating cycles	min. 750
	UL approval

Identification	Part No.	Drawing	Dimensions in mm
<p>Components device side</p> <p>RJ45 female (low profile)</p> <p>Solder variant SMD, 90° angled</p>	<p>09 45 551 1100¹⁾</p> <p>09 45 551 1110²⁾</p>		<p>pcb layout</p>
<p>Solder variant overmolded, 90° angled with EMC contacts</p>	<p>09 45 551 1101¹⁾</p>		
<p>Solder variant overmolded, 90° angled</p>	<p>09 45 551 1102¹⁾</p>		
<p>Solder variant overmolded, vertical</p>	<p>09 45 551 1103³⁾</p>		

1) Packaging: Blister à 120 pieces
 2) Packaging: Tape & Reel à 130 pieces
 2) Packaging: Blister à 80 pieces




HARTING RJ Industrial® RJ45 jacks for direct device integration

RJ45
RJ Industrial

Advantages

- Compact design
- Category of transmission Cat. 6

Technical characteristics

Locking	RJ45 snap acc. to IEC 60 603-7
Number of contacts	8
Degree of protection	IP 20
Mating face	RJ45
Mating cycles	min. 750
	UL approval

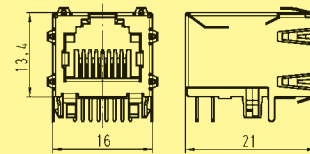
Identification	Part No.	Drawing	Dimensions in mm
----------------	----------	---------	------------------

Components device side

RJ45 female (Standard)

Solder variant overmolded (THT),
90° angled

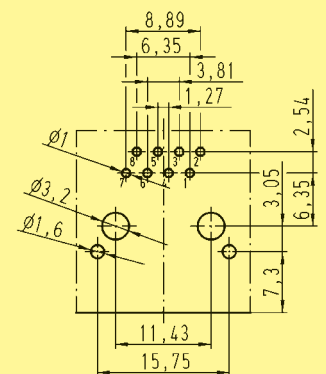
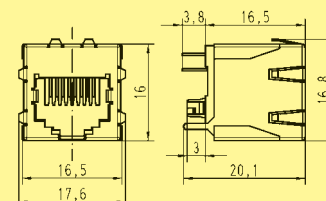
09 35 002 2101



pcb layout

Solder variant overmolded (THT),
180° straight

09 35 002 2102





HARTING RJ Industrial® RJ45 – coupler and adapter pcb's

Advantages

- Compatible with Han® 3A¹⁾ and HARTING PushPull

Technical characteristics

Mating face	RJ45 acc. to IEC 60603-7
Mating cycles	min. 750

Identification

Part No.

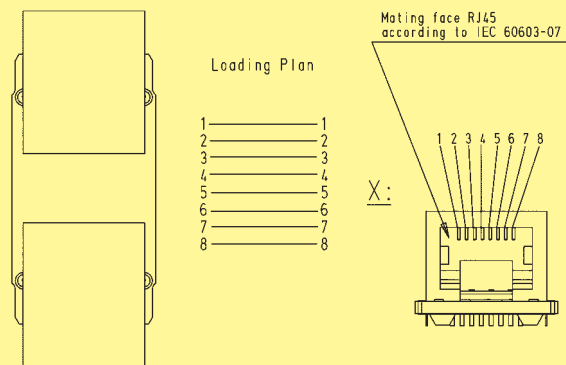
Drawing

Dimensions in mm

Coupler pcb
2x RJ45 8-poles

2 x RJ45 female
(09 45 551 1102)

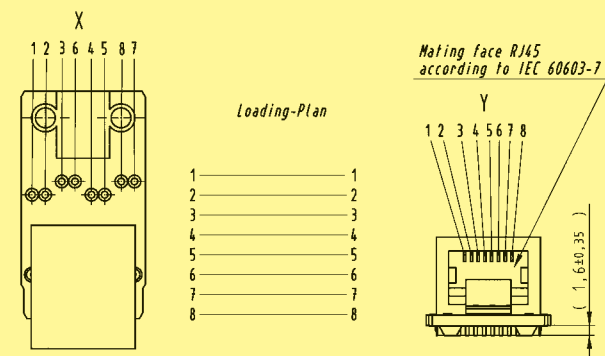
09 45 545 1130



Adapter pcb
1x RJ45 8-poles

to solder points

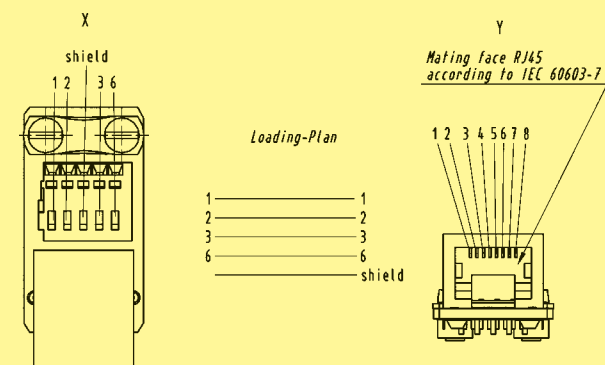
09 45 545 1134




Adapter pcb
1x RJ45 8-poles

cage clamp, 5-pole, 1.5 mm²

09 45 545 1135



¹⁾ with suitable adapter, see page 04.04



HARTING RJ Industrial® connector set RJ45, 4-poles

Advantages

- RJ45 Ethernet-Data connector suitable for industry
- Tool-less field-assembly with *HARAX*® rapid termination in IDC technology
- Compact design
- Ergonomical unlocking clip
- Less weight assures shock- and vibration-resisting connection
- Category of transmission Cat. 5
- Suitable for termination of solid and stranded cables
- Up to 10 x reconductable
- PROFINET compatible

Technical characteristics

Connector type	RJ45 connector acc. to IEC 60 603-7
Number of contacts	4
Transmission performance	Category 5 / Class D up to 100MHz acc. to ISO/IEC 11 801:2002, EN 50 173-1
Transmission rate	10/100 Mbit/s
Shielding	fully shielded, 360° shielding contact
Mounting	Field-assembly
Cable termination	tool-less with IDC contacts
Cable diameter	
stranded	AWG 24/7 - AWG 22/7
solid	AWG 23/1 - AWG 22/1
Cable outer diameter	6.1 mm - 6.9 mm
Mating cycles	min. 750
Degree of protection	IP 20
Temperature range	- 40 °C up to + 70 °C
Housing material	Polycarbonate, UL 94-V0
Colour	black
	UL approval (E102079)

Identification

Part No.

Drawing

Dimensions in mm

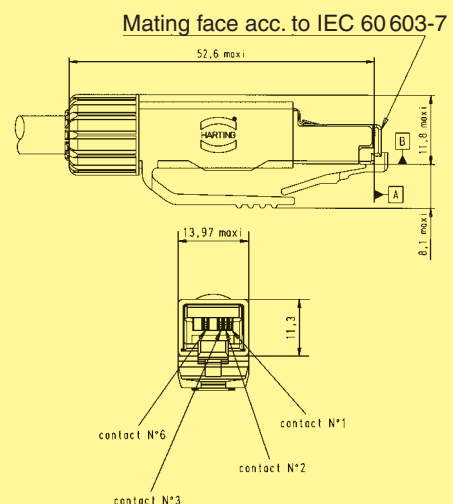
HARTING RJ Industrial®
connector set RJ45, 4-poles

incl.:
housing with shielding,
splicing element, cable gland
and instruction manual

like 09 45 151 1100
but for AWG 26

09 45 151 1100

09 45 151 1109

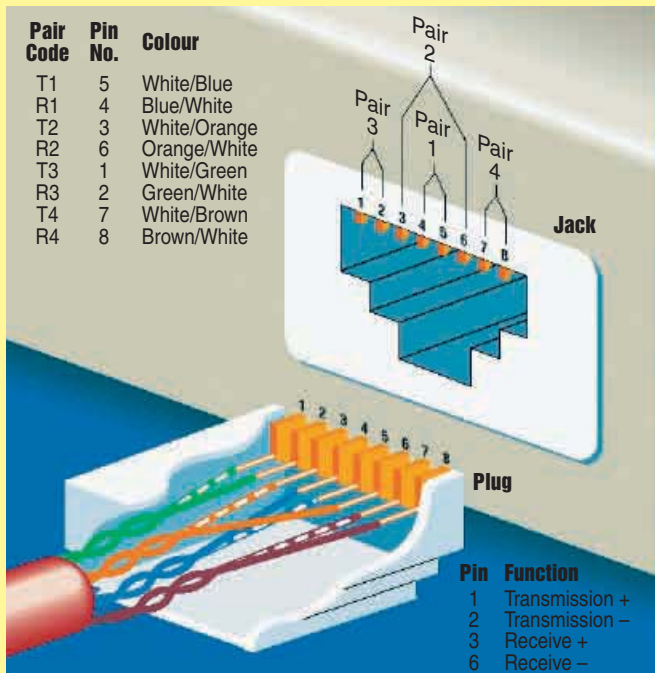


Minimising cross-connection through wire management

In Gigabit Ethernet there is no difference between uplink and downlink ports. Any network device automatically recognises whether the connected device is a network card or a switch.

There is no need for cross-connected and through-connected cables found under 100 Mbit Fast Ethernet, where this functionality is not available.

The symmetrical structure of a 1:1 through-wired patch cable results in crossing of the wire pairs 2 and 4. This has a negative effect on the near-end crosstalk of the transmission route. For performance reasons, a symmetrical crossing of the pairs must be realized as near as possible to the connector. This is achieved by the colour-coded wire managers, which leads the conductor pairs in a defined way to the connection points on the RJ45 jack (see figure “Wire manager”). Crossing the cross-connection in the cable manager instead of in the cable itself, so contributing to the high performance of the transmission route.

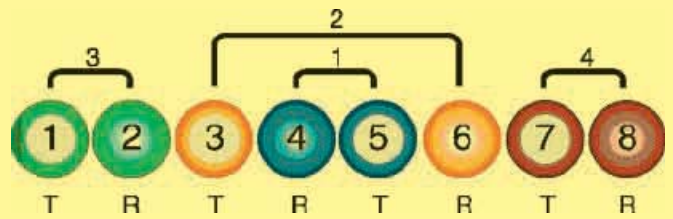


Connection of core pairs

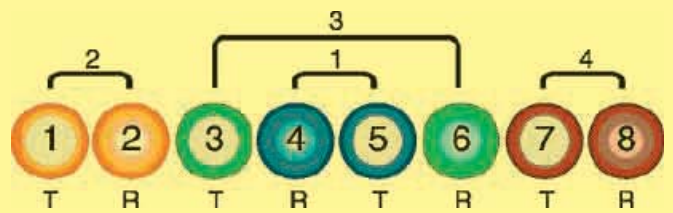
Wiring the data module

For historical reasons, TIA/EIA 568:2002 has two ways to connect the conductors at the connector. These describe which individual colour-coded conductors are to be brought to which contact in the connector.

- EIA/TIA 568:2002 A: This is the recommended connection variant in the EIA/TIA standard.
- EIA/TIA 568:2002 B: This connection variant matches the older AT&T 258 A colour code, which is still the most widely used wiring scheme.



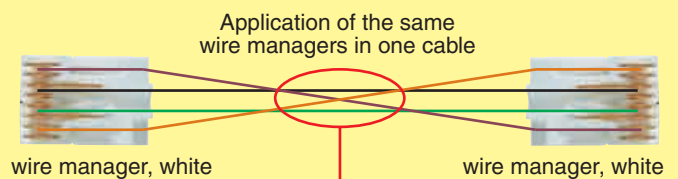
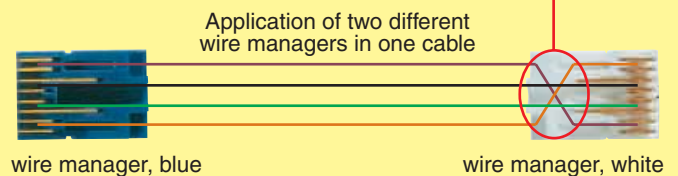
Connection in acc. with TIA/EIA 568A



Connection in acc. with TIA/EIA 568B

The RJ45 jack must be connected according to the appropriate scheme, depending on the application. For Gigabit Ethernet the connection is only to be made at the RJ45 jack, not at the plug, since the conductor pairs in the patch leads are symmetrically routed due to the 1:1 auto-crossing.

The usage of different wire managers in a patch cord guarantees a symmetrical crossing of the wire pairs inside the connector. Thereby the Category 6 data transmission performance is assured.



Crossover of the wire pairs leads to a degradation of the data transmission characteristics. The Category 6 performance can possibly not be achieved.

Wire manager



HARTING RJ Industrial® connector set RJ45, 8-poles

Advantages

- RJ45 Ethernet-Data connector suitable for industry
- Field-assembly with piercing contacts
- Compact design
- Ergonomically unlocking clip
- Less weight assures shock- and vibration resisting connection
- Category of transmission Cat. 5

Reference note:

For cat. 6 patch cords it is recommended to use 1 connector with a white cable manager and one with a blue cable manager, in order to optimise the crosstalk between different signal pairs.

Technical characteristics

Connector type	RJ45 connector acc. to IEC 60 603-7
Number of contacts	8
Transmission performance	Category 6 / Class E up to 250MHz acc. to ISO/IEC 11 801:2002, EN 50 173-1
Transmission rate	10/100/1000 Mbit/s
Shielding	fully shielded, 360° shielding contact
Mounting	Field-assembly
Cable termination	with piercing contacts
Cable diameter stranded	AWG 24/7 - AWG 22/7
Cable outer diameter	6.1 mm - 6.9 mm
Mating cycles	min. 750
Degree of protection	IP 20
Temperature range	- 40 °C up to + 70 °C
Housing material	Polycarbonate, UL 94-V0
Colour	black
	UL approval (E102079)

Identification	Part No.	Drawing	Dimensions in mm
----------------	----------	---------	------------------

HARTING RJ Industrial® connector set RJ45, 8-poles

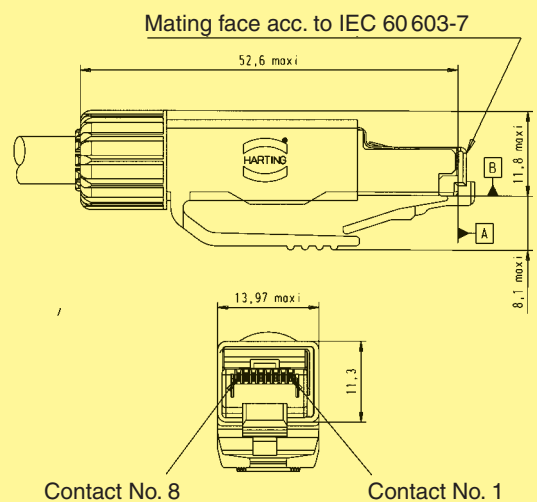
Wire manager white

09 45 151 1500

Wire manager blue

09 45 151 1510

incl.:
housing with shielding, cable gland
and instruction manual



Identification

Part No.

**HARTING RJ Industrial®
Gigalink Assembly Tool**

for 8-poles HARTING
RJ Industrial®
Gigalink connectors

09 45 800 0500



With the RJ Industrial Gigalink Assembly Tool 4 pair connectors can be connected to flexible cables.

**HARTING RJ Industrial®
Stripping Tool**

Stripping Tool
incl. blade cassette

09 45 800 0000



The RJ Industrial Stripping Tool is ready to remove insulation from 2-pair and 4-pair cables for fast mounting with diameters from 2.5 – 8 mm fast and easy.

The tool is prepared for a cable diameter of 6.5 mm, it allows to remove cable sheath and shielding braid in one.

Blade cassette




09 45 800 0001

Spare blades for HARTING RJ Industrial® Stripping Tool.



HARTING RJ Industrial® system cable RJ45, 4-wire RJ45 patch cords for switch cabinet or PLC


RJ45
RJ Industrial

Description	Part No.		Technical characteristics
	Standard	Multiport	
<p>For the cabling of Industrial Ethernet networks (for example in accordance with the PROFINET guideline), based on RJ45 connectors.</p> <p>Wiring: Contacts RJ45 1/2 and 3/6</p>			<p>Transmission properties in accordance with ISO/IEC 11 801:2002: Class D</p> <p>Mating face: 2 x RJ45 in acc. with IEC 60603-7</p> <p>Protection level: IP 20 (if mated)</p> <p>Temperature range: - 40 °C ... + 70 °C</p> <p>Electrical characteristics at 20 °C</p> <p>Contact resistance: ≤ 20 mΩ</p> <p>Insulation resistance: ≥ 500 MΩ</p> <p>Dielectric withstanding voltage: contact - contact 1 kV contact - ground 1.5 kV</p> <p>Electrical characteristics after damp heat cycles</p> <p>Contact resistance: ≤ 20 mΩ</p> <p>Insulation resistance: ≥ 100 MΩ</p> <p>Dielectric withstanding voltage: contact - contact 1 kV contact - ground 1.5 kV</p>
<p>HARTING RJ Industrial® system cable RJ45, 4-wire Type A</p>  <p>Length 1.5 m Length 3.0 m Length 5.0 m Length 10.0 m Length 20.0 m</p>	<p>09 45 771 0023 09 45 771 0025 09 45 771 0027 09 45 771 0051 09 45 771 0053</p>	<p>09 47 343 4006 09 47 343 4009 09 47 343 4012 09 47 343 4018 09 47 343 4020</p>	<p>Cable type: Industrial Ethernet Standard Cable, 2 x 2 x AWG 22/1, double shielding (PROFINET Typ A)</p> <p>Sheath: PVC green, Ø 6.5 mm</p> <p>Connectors: 2 x HARTING RJ Industrial® IP 20 Data with overmolded housings</p>
<p>HARTING RJ Industrial® system cable RJ45, 4-wire Type B</p>  <p>Length 1.5 m Length 3.0 m Length 5.0 m Length 10.0 m Length 20.0 m</p>	<p>09 45 771 1123 09 45 771 1125 09 45 771 1127 09 45 771 1151 09 45 771 1153</p>	<p>09 47 343 4034 09 47 343 4037 09 47 343 4040 09 47 343 4046 09 47 343 4048</p>	<p>Cable type: Industrial Ethernet Stranded Cable, 2 x 2 x AWG 22/7, double shielding (PROFINET Typ B)</p> <p>Sheath: PVC green, Ø 6.5 mm</p> <p>Connectors: 2 x HARTING RJ Industrial® IP 20 Data with overmolded housings</p>
<p>HARTING RJ Industrial® system cable RJ45, 4-wire Type C</p>  <p>Length 1.5 m Length 3.0 m Length 5.0 m Length 10.0 m Length 20.0 m</p>	<p>09 45 771 1164 09 45 771 1166 09 45 771 1168 09 45 771 1173 09 45 771 1175</p>	<p>09 47 343 4090 09 47 343 4093 09 47 343 4096 09 47 343 4102 09 47 343 4104</p>	<p>Cable type: Industrial Ethernet Trailing Cable, 2 x 2 x AWG 22/7, double shielding (PROFINET Typ C)</p> <p>Sheath: PUR green, Ø 6.5 mm</p> <p>Connectors: 2 x HARTING RJ Industrial® IP 20 Data with overmolded housings</p>



HARTING RJ Industrial® system cable RJ45 angled, 4-wire

RJ45 connection cable, first end angled, second side open,
for control or distributor cabinets or within controllers



Advantages

- Robust industrial design
- For special space-saving cabling
- Exact length can be customised
- Use HARTING RJ45 connector (09 45 151 1100)

Technical characteristics

Mating face: 2 x RJ45 in acc. with IEC 60 603-7
 Protection level: IP 20 (if mated)
 Temperature range: – 40 °C ... + 70 °C

Electrical characteristics at 20 °C

Contact resistance: ≤ 20 mΩ
 Insulation resistance: ≥ 500 MΩ
 Dielectric withstanding voltage:
 contact - contact 1 kV
 contact - ground 1.5 kV

Electrical characteristics after damp heat cycles

Contact resistance: ≤ 20 mΩ
 Insulation resistance: ≥ 100 MΩ
 Dielectric withstanding voltage:
 contact - contact 1 kV
 contact - ground 1.5 kV

Wiring: first end 4-pole, (RJ45 contacts 1/2 and 3/6), other side open
 Transmission performance: Category 5 / Class D up to 100 MHz according to ISO/IEC 11 801:2002, EN 50 173-1
 Transmission rate: 10/100 Mbit/s
 Shielding: fully shielded, 360° shielding contact
 Standard lengths: 0.5 m / 1 m / 1.5 m / 2 m / 3 m / 5 m
 Other lengths: available on request

Cable types

PROFINET Cable type	Type A	Type B	Type C	Outdoor
Cables	Copper, solid, shielded	Copper, stranded, shielded	Copper, stranded, shielded, useable as trailing cable	Copper, stranded, shielded
Wire gauge	2 x 2 x AWG 22/1	2 x 2 x AWG 22/7	2 x 2 x AWG 22/7	2 x 2 x AWG 22/7
Sheath material	PVC	PVC	PUR	PVC
Operating temperature range	– 40 °C to + 70 °C	– 40 °C to + 70 °C	– 40 °C to + 70 °C	– 45 °C to + 60 °C
Colour	Green	Green	Green	Black

Identification	Part No.				
	angled left	angled right	angled top	angled bottom	
HARTING RJ Industrial® System cable RJ45 angled, 4-wire one side pre-assembled, second side open Type A	Length 0.5 m Length 1.0 m Length 1.5 m Length 2.0 m Length 3.0 m Length 5.0 m	09 47 050 0001 09 47 050 0002 09 47 050 0003 09 47 050 0004 09 47 050 0005 09 47 050 0007	09 47 060 0001 09 47 060 0002 09 47 060 0003 09 47 060 0004 09 47 060 0005 09 47 060 0007	09 47 030 0001 09 47 030 0002 09 47 030 0003 09 47 030 0004 09 47 030 0005 09 47 030 0007	09 47 040 0001 09 47 040 0002 09 47 040 0003 09 47 040 0004 09 47 040 0005 09 47 040 0007
HARTING RJ Industrial® System cable RJ45 angled, 4-wire one side pre-assembled, second side open Type B	Length 0.5 m Length 1.0 m Length 1.5 m Length 2.0 m Length 3.0 m Length 5.0 m	09 47 050 0023 09 47 050 0024 09 47 050 0025 09 47 050 0026 09 47 050 0027 09 47 050 0029	09 47 060 0023 09 47 060 0024 09 47 060 0025 09 47 060 0026 09 47 060 0027 09 47 060 0029	09 47 030 0023 09 47 030 0024 09 47 030 0025 09 47 030 0026 09 47 030 0027 09 47 030 0029	09 47 040 0023 09 47 040 0024 09 47 040 0025 09 47 040 0026 09 47 040 0027 09 47 040 0029
HARTING RJ Industrial® System cable RJ45 angled, 4-wire one side pre-assembled, second side open Type C	Length 0.5 m Length 1.0 m Length 1.5 m Length 2.0 m Length 3.0 m Length 5.0 m	09 47 050 0045 09 47 050 0046 09 47 050 0047 09 47 050 0048 09 47 050 0049 09 47 050 0051	09 47 060 0045 09 47 060 0046 09 47 060 0047 09 47 060 0048 09 47 060 0049 09 47 060 0051	09 47 030 0045 09 47 030 0046 09 47 030 0047 09 47 030 0048 09 47 030 0049 09 47 030 0051	09 47 040 0045 09 47 040 0046 09 47 040 0047 09 47 040 0048 09 47 040 0049 09 47 040 0051
HARTING RJ Industrial® System cable RJ45 angled, 4-wire one side pre-assembled, second side open Outdoor	Length 0.5 m Length 1.0 m Length 1.5 m Length 2.0 m Length 3.0 m Length 5.0 m	09 47 050 0067 09 47 050 0068 09 47 050 0069 09 47 050 0070 09 47 050 0071 09 47 050 0073	09 47 060 0067 09 47 060 0068 09 47 060 0069 09 47 060 0070 09 47 060 0071 09 47 060 0073	09 47 030 0067 09 47 030 0068 09 47 030 0069 09 47 030 0070 09 47 030 0071 09 47 030 0073	09 47 040 0067 09 47 040 0068 09 47 040 0069 09 47 040 0070 09 47 040 0071 09 47 040 0073

RJ45
RJ Industrial