

Diaphragm Probe Seals
Male Thread, Model 970.10
Male Running Nut, Model 970.11
Female Union Nut, Model 970.12

WIKA Data Sheet DS 97.01

Applications

- For flowing, heterogeneous media
- Suitable for high pressures up to 1600 bar

Special features

- Compact size
- Oval capsule sensor with internal support for stabilization
- Immersed directly in the medium



Fig. left: Male Pipe Thread, Model 970.10
Fig. centre: Male Running Nut, Model 970.11
Fig. right: Female Union Nut, Model 970.12

Description

Process connection

Stainless steel 1.4571

Model 970.10: G 1/2 B male thread

Model 970.11: G 1/2 B male running nut

Model 970.12: G 1/2 female union nut

Pressure rating

PN 600

Pressure ranges

0 ... 10 to 0 ... 600 bar

Capsule sensor

Stainless steel 1.4571, welded with body

Dimension: 75 x 13 x 6 mm

Instrument connection

Stainless steel 1.4571, G 1/2 female per EN 837-1

Options

Process connection

- Model 970.10: G 3/4 B, M20 x 1.5 male
- Model 970.11: G 3/4 B, M20 x 1.5 male
- Model 970.12: G 3/4, G 1 female

Capsule sensor

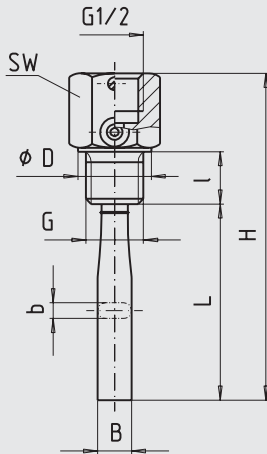
- Dimension: 100 x 18 x 7 mm
(requires minimum 3/4 in. process connection)

Instrument connection

- Capillary (welded with body) and gauge adapter G 1/2 female to fit surface mounting bracket complete of stainless steel
- Cooling tower (for directly mounted gauge when fluid temperature > 100 °C)

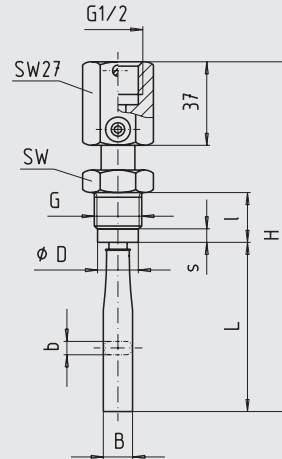
Dimensions in mm

Model 970.10 with male thread



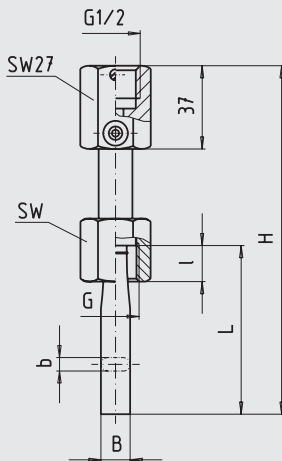
1037196.01

Model 970.11 with male running nut



1037200.01

Model 970.12 with union nut



1037218.01

Model	Dimensions in mm									Weight in kg
	G	I	D	s	SW	L	B	b	H	
970.10	G ½ B	20	28	-	30	75	13	6	125	0.25
	M20 x 1.5 male	20	28	-	30	75	13	6	125	0.25
	G ¾ B	22	35	-	36	100	18	7	152	0.40
970.11	G ½ B	22	18	6	27	75	13	6	155	0.30
	G ¾ B	24	24	6	32	100	18	7	180	0.40
970.12	G ½	16	-	-	27	75	13	6	155	0.30
	G ¾	18	-	-	32	100	18	7	180	0.40
	G 1	18	-	-	41	100	18	7	180	0.50

Ordering information

Model / Process connection / System fill fluid / Assembly on pressure measuring instrument model... / Process conditions as per questionnaire

Modifications may take place and materials specified may be replaced by others without prior notice. Specifications and dimensions given in this leaflet represent the state of engineering at the time of printing.



WIKAI Alexander Wiegand GmbH & Co. KG
 Alexander-Wiegand-Straße 30
 63911 Klingenberg/Germany
 Tel. (+49) 9372/132-0
 Fax (+49) 9372/132-406
 E-mail info@wika.de
 www.wika.de